

# Making a balloon rocket

Today, you will carry out an investigation as part of a team. You will practise some team skills and learn about the different team jobs.



## Team investigation

How can we make a balloon rocket and adjust it so that it travels 5 metres?

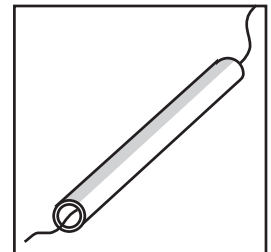
### Team equipment

- fishing line or thin string
- 1 straw
- sticky tape
- 1 balloon
- 1 tape measure
- job badges for director, manager and speaker

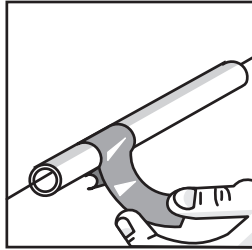


## How to do it


- 1 Thread the straw onto the fishing line or string. (Unwind the fishing line carefully as it tangles easily.)



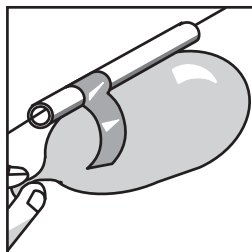
- 2 Tie each end of the line to something stable, such as a chair, desk or post.
- 3 Put a piece of sticky tape over the straw.



- 4 Blow up the balloon—hold the mouth part closed so air doesn't escape.



- 5 Stick the balloon to the tape.



- 6 Let the balloon go! Measure how far it travelled.
- 7 Make adjustments to the balloon, the straw or the line so that the rocket will travel 5 metres.  
Remember that this is a team effort.